

FF: Power Steering Pressure (PSP) Switch Introduction

[FF: Pinpoint Tests](#) ➔

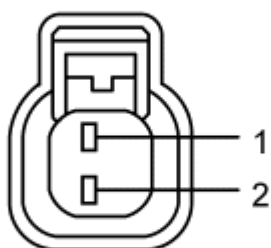
WARNING: CROWN VICTORIA POLICE INTERCEPTOR VEHICLES EQUIPPED WITH FIRE SUPPRESSION SYSTEM, REFER TO SECTION 419-03 FOR IMPORTANT SAFETY WARNINGS. FAILURE TO FOLLOW THESE INSTRUCTIONS MAY RESULT IN PERSONAL INJURY.

This pinpoint test is intended to diagnose the following:

- power steering pressure (PSP) switch (3N824)
- harness circuits: PPSW and SIGRTN
- powertrain control module (PCM) (12A650)

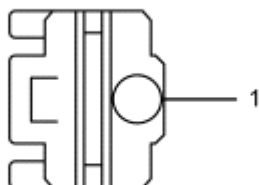
Power Steering Pressure (PSP) Switch Connector

A



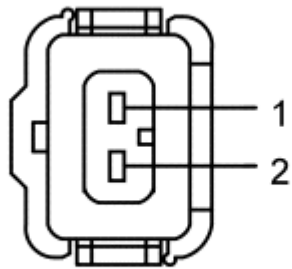
A0077564

B



N0027701

C



A0077534

Vehicle	Connector	Pin	Circuit
Crown Victoria, Fusion 3.0L, Grand Marquis, Milan 3.0L, Town Car	A	2 1	SIGRTN PSPSW
Edge, Fusion 2.3L, Milan 2.3L, MKX, MKZ	B	1	PSPSW
Ranger	C	2 1	SIGRTN PSPSW
All other vehicles	C	1 2	SIGRTN PSPSW

The PSP and SIGRTN circuits may be reversed in the harness connector. Refer to the Wiring Diagrams Manual for schematic and connector information.

Powertrain Control Module (PCM) Connector

For PCM connector views or reference values, refer to [Section 6](#).

Vehicle	Connector	Pin	Circuit
Crown Victoria, Grand Marquis, Mustang, Town Car	170 Pin	E58 B34	SIGRTN PSPSW
Edge, MKX	190-Pin	B17	PSPSW
Expedition, Navigator	190-Pin	B15	PSPSW
Explorer, Explorer Sport Trac,	170 Pin	B41	SIGRTN

Mountaineer		B27	PSPSW
F-150	190-Pin	B58	SIGRTN
Fusion 3.0L, Milan 3.0L	140 Pin	E58	SIGRTN
		E65	PSPSW
Fusion 2.3L, Milan 2.3L, MKZ	140 Pin	E65	PSPSW
Ranger	170 Pin	B41	SIGRTN
		B34	PSPSW
All other vehicles	190-Pin	E41	SIGRTN
		B17	PSPSW

Shorting Bar for Harness Circuit without PSP Switch (typical)



A24595-A

FF: Pinpoint Tests ➡
